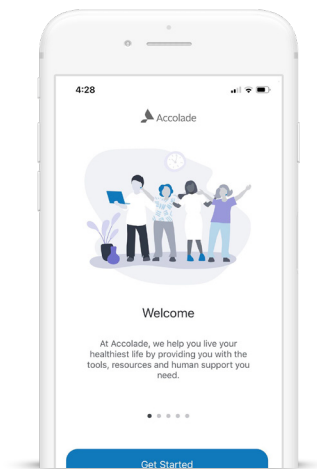


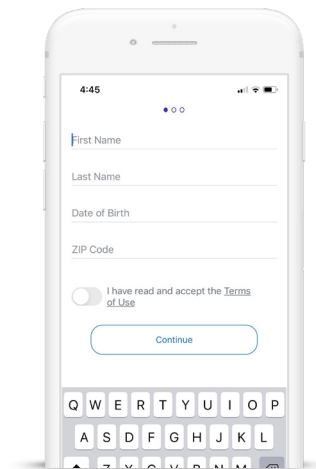
# Activate Your Accolade Account

It's easy to get started.



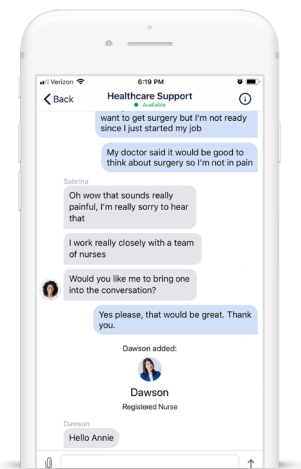
## STEP ONE

Visit [member.accolade.com](https://member.accolade.com) or download the [Accolade mobile app](#) on the App Store or Google Play.



## STEP TWO

Follow the prompts to register your member account.



## STEP THREE

Log in or open the app to start sending secure messages.

Additional instructions for registering on the mobile app:

- Enter the last four digits of your Social Security Number, your Employee ID number or Health Plan ID number.
- Enter your mobile phone number, personal email address and create a password.
- Follow the prompts to confirm your phone number.
- Create a PIN, so you don't have to enter your username and password every time you log in.
- Share the Accolade mobile app with your covered family members by clicking **Profile > Share Accolade App**.